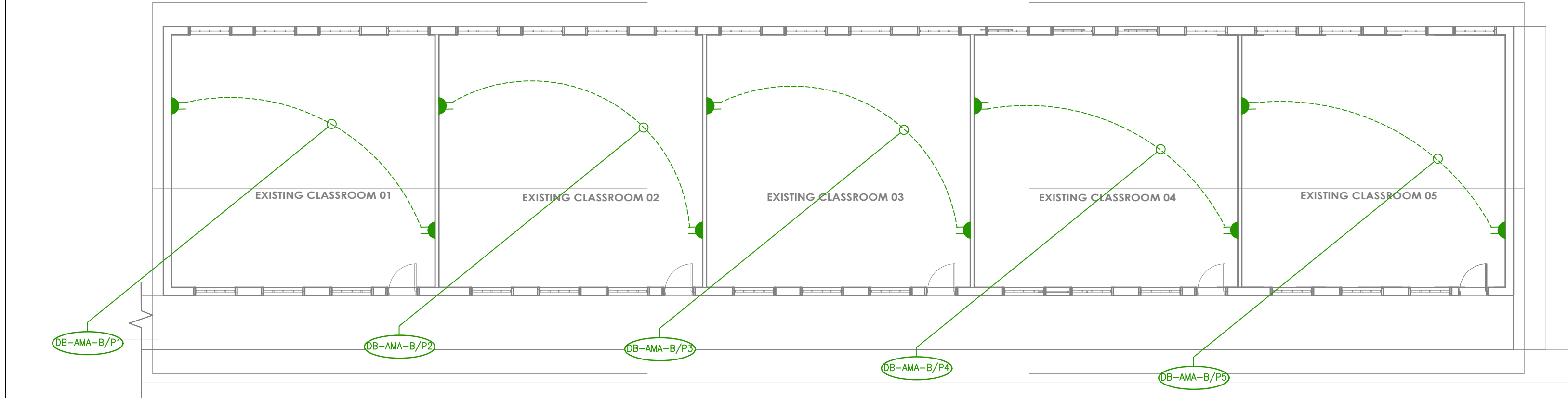


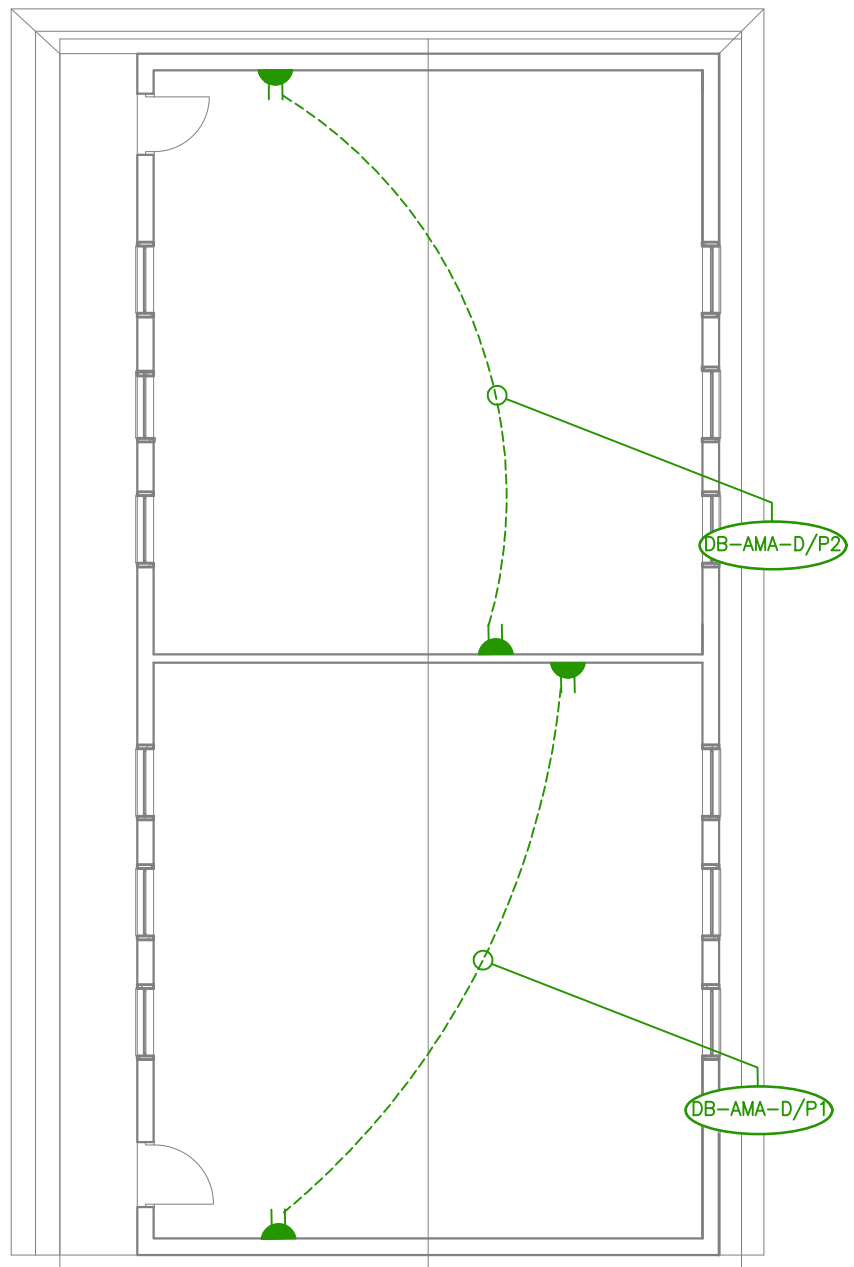
BLOCK A - ADMIN BLOCK POWER LAYOUT
SCALE 1:100



BLOCK B CLASSROOM POWER LAYOUT
SCALE 1:100

BLOCK D
SCALE 1:100

BLOCK D CLASSROOM POWER LAYOUT
SCALE 1:100



BLOCK C
SCALE 1:100

BLOCK C CLASSROOM POWER LAYOUT
SCALE 1:100

GENERAL NOTES


- ALL DIMENSIONS TO BE CHECKED ON SITE BEFORE WORK COMMENCES.
- CONTRACTOR TO ENSURE THAT THE SCALE AS SHOWN ON THIS DRAWING RELATES TO ACTUAL CONDITIONS.
- TENDERERS SHALL ACQUAINT THEMSELVES WITH THE LOCAL SITE CONDITIONS OF THIS PROJECT, SUCH AS ACCESS TO THE SITE, SIZE AND TYPE OF SITE, STORAGE SPACE, LOADING AND UNLOADING FACILITIES, SCAFFOLDING, TACKLES AND TOOLS NEEDED FOR THE ERECTION OF THE INSTALLATION, ADDITIONAL CLAIMS BY THE ELECTRICAL SUBCONTRACTOR, WHICH MAY ARISE FROM IGNORANCE OF THE SITE CONDITIONS WILL NOT BE CONSIDERED AND TENDERERS ARE ADVISED TO VISIT AND INSPECT THE SITE BEFORE SUBMITTING THEIR TENDER PRICE.
- ANY CONTRADICTION OF THESE PLANS MUST BE BROUGHT TO THE ATTENTION OF THE ARCHITECTURAL STUDIO.WORK FINISHES TO COMPLY WITH THE SPECIFICATIONS.
- REFER TO DETAILS AND NOTES ON THIS DRAWING WHERE SHOWN.
- WALL SOCKETS TO BE @300mm AFFL UNLESS OTHERWISE SPECIFIED.
- PLEASE READ THIS DRAWING IN CONJUNCTION WITH THE OTHER SERVICES DRAWING PRIOR TO THE INSTALLATION OF ANY WIRE MESH BASKETS OR P8000 TRUNKING INCLUDING POWER AND LIGHTING.
- FINAL LEVELS OF THE ABOVE SERVICES WILL BE DETERMINED BY THE LEVEL OF THE AIR CONDITIONING DUCT WORK.
- NO POWER SKIRTING TO BE FIXED TO ANY DESKS, DESKS ARE PROVIDED WITH CABLE CHANNEL UNDERNEATH TOP. CONTRACTOR WILL BE RESPONSIBLE FOR ANY DAMAGE TO DESKING.
- ALL LOOSE CABLING TO BE HELD TOGETHER WITH BLACK PVC SPIRAL CORDS.

POWER LEGEND

	NEW 16amp STANDARD SOCKET 3 PIN SWITCH SOCKET OUTLETS BEARING THE S.A.B.S. MARK. 16AMP 3-PIN NORMAL SSO's TO BE WIRED WITH 2.5mm P.V.C. WIRE, 2.5mm B.C.E.W. IN POWERSKIRTING. 20mm P.V.C. CONDUIT IS TO BE INSTALLED TO ALL POINTS IN PARTITIONING. 20AMP S.P. 5KA CB IN DISTRIBUTION BOARD FOR PROTECTION. 6 X SSO's PER CIRCUIT.
	NEW 16amp STANDARD SOCKET 2 PIN SWITCH SOCKET OUTLETS BEARING THE S.A.B.S. MARK. 16AMP 2-PIN NORMAL SSO's TO BE WIRED WITH 2.5mm P.V.C. WIRE, 2.5mm B.C.E.W. IN POWERSKIRTING. 20mm P.V.C. CONDUIT IS TO BE INSTALLED TO ALL POINTS IN PARTITIONING. 20AMP S.P. 5KA CB IN DISTRIBUTION BOARD FOR PROTECTION. 6 X SSO's PER CIRCUIT.
	NEW DOUBLE 16amp STANDARD SOCKET 3 PIN SWITCH SOCKET OUTLETS BEARING THE S.A.B.S. MARK. 16AMP 3-PIN NORMAL SSO's TO BE WIRED WITH 2.5mm P.V.C. WIRE, 2.5mm B.C.E.W. IN POWERSKIRTING. 20mm P.V.C. CONDUIT IS TO BE INSTALLED TO ALL POINTS IN PARTITIONING. 20AMP S.P. 5KA CB IN DISTRIBUTION BOARD FOR PROTECTION. 6 X SSO's PER CIRCUIT.
	DATA POINT - 100 x 100 DRAW BOX IN WALL, C/W BLANK PLATE OR IN DATA SECTION OF SKIRTING C/W BLANK COVER PLATE
	TELEPHONE POINT - 100 x 100 DRAW BOX IN WALL, C/W BLANK PLATE OR IN DATA SECTION OF SKIRTING C/W BLANK COVER PLATE
	DOUBLE POLE ISOLATOR
	TRIPLE POLE ISOLATOR
	3 COMPARTMENT, 2 COVER TYPE 'CASTRUT P801' GALV STEEL POWER SKIRTING. (COLOUR TO BE HOSPITAL GREY)
	3 COMPARTMENT POWER SKIRTING DROPPER FROM FLOOR TO CEILING TO MATCH ABOVE POWER SKIRTING.
	3PH INDUSTRIAL SOCKET

B	05.07.2023	T.T	CHANGED EMIS NUMBER	L.L	L.L
A	03.07.2023	T.T	ISSUED FOR INFORMATION	L.L	L.L
REV	DATE	BY	DESCRIPTION	CHK	APD

FOR INFORMATION



PROJECT:
AMABUYE SECONDARY SCHOOL,
DUBE TRIBAL AUTHORITY,
ESIKHAWINI, 3887, KWAZULU
NATAL.
EMIS No: 500101306

TITLE:
BLOCK A, B, C & D CLASSROOMS
POWER LAYOUT

SCALE @ A1:	1:100	CHECKED:	LL	APPROVED:	LL
CAD FILE:	KS130-P01	DESIGN-DRAWN:	T.T-T.T	DATE:	03.07.2023
PROJECT No:	KS130	DRAWING No:	KS130-P01	REV:	B

© COPYRIGHT RESERVED
The content of this document is privileged and confidential and may not be disclosed or reproduced without the express authorisation of the author, being "KARO SOLUTIONS".